

Wikis For Your Class

Why the Wiki Way?

- Gives your class a place to collaborate
- Saves all changes made to the pages
- Allows students another way to display their learning
- Paperless
- Can be kept private for each class

How to Get Started

- Go to Wikispaces.com and click on I'm a Teacher.

Wikispaces

The free, easy way to get your classroom online

Class schedules and goals, notices for parents, and showcases of student work could all be online in minutes, in a wiki as public or private as you want it to be.

Get a **free, private, secure** space for your class today.

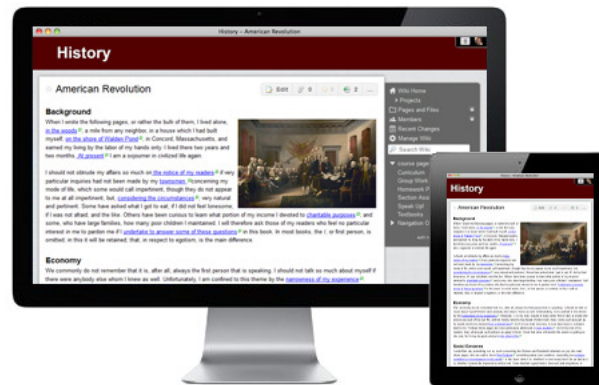
I'm a Teacher

I'm a Student

Looking for an integrated wiki solution for your entire institution? Try **Wikispaces Private Label**.

[Wikispaces for schools and districts](#)

[Wikispaces for colleges and universities](#)



Join **6,400,100** students and teachers



Get a Free and Private Wiki

- Click on Sign up and start your wiki

Wikispaces for Educators

This will be the class they remember forever

Wikispaces makes managing your class a breeze, with tools to handle day-to-day work and features to tackle the special activities you've only dreamed of.

Get a **free, private, secure** space for your class today.

Sign up and start your wiki



Looking for help? [Contact us](#) or check out our [help wiki](#).

Join!

- Enter all your information. Be sure to click protected so only the wiki members can edit the pages.

Join Now ✕

<p>Username</p> <input type="text"/>	<p>Wiki Name</p> <input type="text"/> .wikispaces.com
<p>Password</p> <input type="password"/>	<p>Choose a name between 3 and 32 characters long.</p> <p>Wiki Permissions</p> <p><input type="radio"/> Public (free) Everyone can view and edit your pages.</p> <p><input checked="" type="radio"/> Protected (free) Everyone can view pages, only wiki members can edit them.</p> <p><input type="radio"/> Private (first 30 days free) Only wiki members can view and edit pages.</p> <p>Wiki Type</p> <input type="text"/>
<p>Email Address</p> <input type="text"/>	<p>Optional: Help us understand how you use Wikispaces.</p>

We will not spam or share your email address.

Make a Wiki?

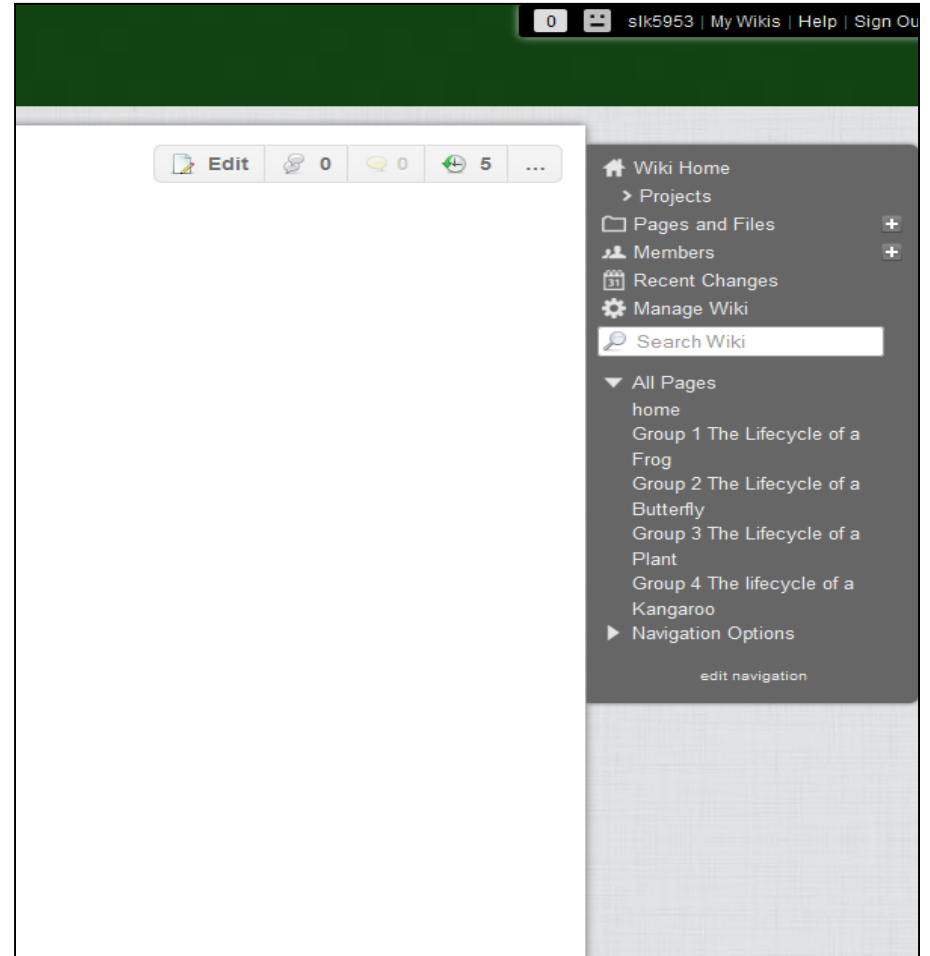
No Yes

Create a wiki now or after you join.

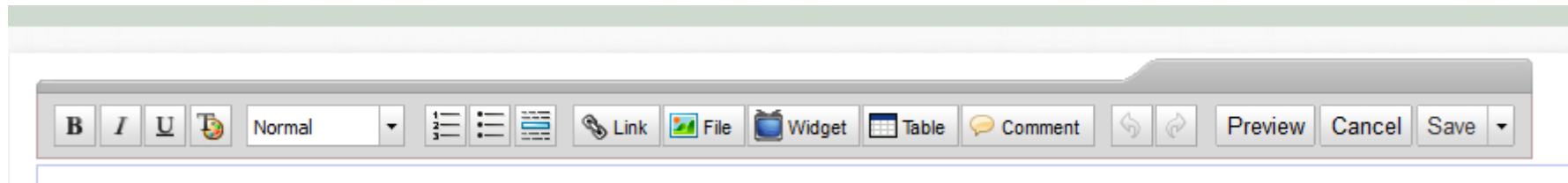
[Already have an account? Sign in.](#)

Getting Started

- Hit Edit to add content.



Get Going!



Add links and files as you need them
and don't forget to save!

Invite others to Join!

Invite People

Send To

List up to 100 email addresses or usernames using commas or linebreaks

Your Message

I've made a wiki on Wikispaces that I'd like to share with you. You'll be able to easily edit pages, upload files, and join our discussions. I hope you'll join us!

Send

User Creator Tool

- You can use the user creator tool at the bottom to create usernames and passwords for your students.

Other Ideas!

- Work with other classes on projects!
- Create group projects!
- Write a class textbook!