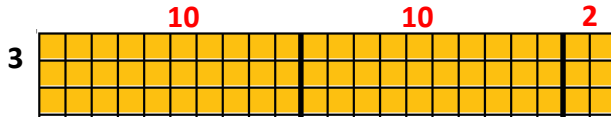


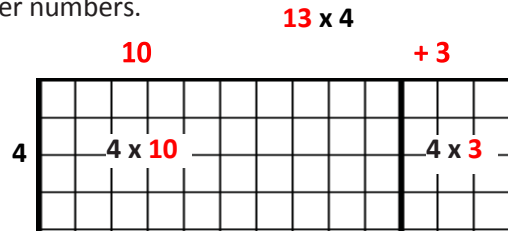
By the end of grade 3 all students should know from memory, all products of two 1-digit numbers.

Students move to building larger arrays (also called the *area model of multiplication*).



A student has shaded an array, 22×3 , on grid paper.

Third graders progress to diagrams that explain the *area model of multiplication* with larger numbers.



Familiarity with the area model above allows students to move to working with partial products.

$$\begin{aligned}
 &4 \times 13 \\
 &4 \times (10 + 3) \\
 &(4 \times 10) + (4 \times 3) \\
 &40 + 12 = 52
 \end{aligned}$$

Third graders begin division by sharing. Three students need to share 12 trapezoids equally.



The most important division concept is the understanding of equal shares.

$$20 \div 5$$

Students explore division using strategies. One such strategy involves *repeated subtraction*.

$$\begin{array}{r}
 20 \\
 - 5 \\
 \hline
 15 \\
 - 5 \\
 \hline
 10 \\
 - 5 \\
 \hline
 5 \\
 - 5 \\
 \hline
 0
 \end{array}$$

This third grader has used the multiply up strategy. This involves finding the solution to a division problem through multiplication.

$$\begin{aligned}
 &45 \div 3 \\
 &3 \times 10 = 30 \\
 &3 \times 5 = 15 \\
 &30 + 15 = 45
 \end{aligned}$$

$$10 + 5 = 15 \text{ so, } 3 \times 15 = 45$$

Another strategy a third grader may use is the *partial quotient* strategy.

$$\begin{array}{r|l}
 3 \overline{) 45} & \\
 - 30 & 10 \\
 \hline
 15 & \\
 - 15 & 5 \\
 \hline
 0 & = 15
 \end{array}$$

$$45 \div 3 = 15$$

Parent Guide Grade 3

Strategies for Addition, Subtraction, Multiplication, and Division



Cobb County Schools

Math



Addition and Subtraction Strategies

$$\begin{array}{r}
 248 \\
 248 + 345 = \quad \underline{+345} \\
 500 + 80 + 13 \quad \underline{500} \\
 500 + 80 = 580 \quad \underline{80} \\
 580 + 13 = 593 \quad \underline{+ 13} \\
 593
 \end{array}$$

Here, two students used the *partial sums* strategy and recorded their thinking in two different ways. Breaking apart the numbers helps make it easier to compute.

$$\begin{array}{l}
 326 + 247 = \\
 (326 - 3) + (247 + 3) = \\
 323 + 250 = 573
 \end{array}$$

This example shows how a student could use *compensation* to solve an addition problem.

$$216 + 149 =$$

Third graders can also use the strategy *adding up in chunks*.

$$216 + (100 + 40 + 9)$$

$$216 + 100 = 316$$

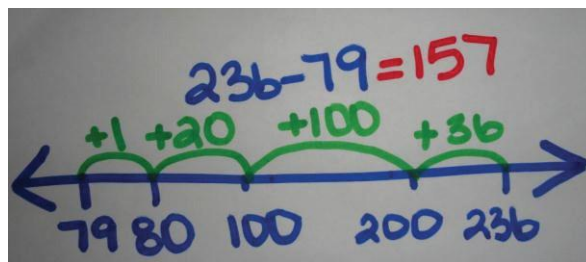
$$316 + 40 = 356$$

$$356 + 9 = 356 + (4 + 5)$$

One number is kept whole, and the second number is broken into easy-to-use chunks.

$$356 + 4 = 360 + 5 = 365$$

$$236 - 79 =$$



$$1 + 20 + 100 + 36 = 157$$

This third grader used an *open number line* by adding up in chunks. He started at 79 and counting up to 236 in order to subtract. Students are encouraged to use this strategy in a way that makes sense to them.

Students choose to use friendly numbers to make it easier when doing mental computation.

Students may solve a subtraction problem by *keeping a constant difference*.

$$236 - 79 =$$

$$\begin{array}{r}
 (236 + 1) - (79 + 1) = \\
 237 - 80 = 157
 \end{array}$$

By adding 1 to 236 and making 237, as well as adding 1 to 79 to make 80 (*keeping the difference constant*) this student makes it easier to subtract.

Multiplication and Division Strategies

$$4 \times 9$$



$$9 + 9 + 9 + 9 = 36$$

$$\begin{array}{l}
 9 + 9 = 18 \quad \text{OR} \quad 9 + 9 = 18 \\
 18 + 9 = 27 \quad \quad \quad 9 + 9 = 18 \\
 27 + 9 = 36 \quad \quad \quad 18 + 18 = 36
 \end{array}$$

Students have opportunities to show their thinking in multiple ways that make sense to them.

Once students understand the concept of repeated addition, they move to understanding how arrays represent multiplication facts.

This grid shows an 8 x 9 array. Students soon recognize that facts can be made up of smaller facts.



Here a student has split 8 x 9 into two arrays, namely 8 x 5 and 8 x 4. This helps to make the computation easier.